



Chicago[®] Laser Line

13-16-20-24 Mid-Range Flatwork Ironers



Power, evaporation, economy, reliability.

Dries, irons, and provides the high gloss finish that only a Chicago ironer can provide.

New discharge conveyor control.

State-of-the-Art Flatwork Finishing with patented Eagle Eye[™] temperature control for the best in efficiency, ironing performance, and reliability

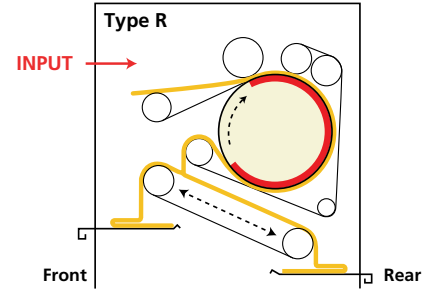
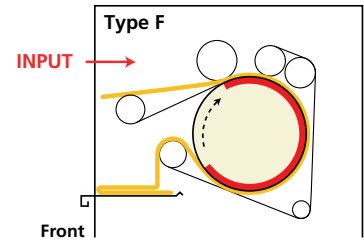
Chicago LASER LINE mid-range ironers offer more power and performance than ever with state-of-the-art features based on Chicago's century of manufacturing more heated roll ironers than anyone in the world. Gas (GO), steam (SO), and electrically (EO) heated models are available in a choice of 13" (330mm), 16" (400mm), 20" (500mm), or 24" (600mm) diameter ironing rolls. Standard ironer roll width is 120" (3050mm), and roll widths from 60" (1524mm) to 136" (3453mm) are also offered to process any size linen – including larger size banquet cloths and table linen for party linen applications.

- Commercial Laundries • Party Rentals • Hotels • Banquets • Hospitals
- Nursing Homes • Clubs • Restaurants • Dry Cleaners • Shipboards

Why Chicago?

Chicago ironers are designed to dry and iron sheets, pillowcases, and table linen made from polyester/cotton, 100% cotton, and other quality flatwork fabrics – including VISA®. No commercial ironer will produce a finer quality finish, because ironing is performed by continuous contact between wet linen and Chicago's revolving heated cylinder, compression roll, and return ribbons. These diagrams illustrate the path of linen through the ironer. Flatwork is placed on the feed ribbon conveyor and carried under the spring tension compression roll (which tensions, smoothes, and flattens it) and into contact with the revolving ironing cylinder. Return ribbons hold flatwork in firm contact with the heated cylinder until the discharge point is reached at the opposite end of the circumference of the heated cylinder, for a total linen-to-roll ironing contact of approximately 300°. This sliding contact of linen with the highly polished revolving heated cylinder creates a fine gloss finish comparable to hand ironing.

Type F models can be placed close to a rear wall because all finished linen is discharged to a front receiving shelf. Type R models allow the user to select front or rear discharge by turning a switch. In rear mode, a lower conveyor delivers finished flatwork to a rear shelf or optional automatic folder. Type R is the choice for laundries where load demand requires increased production and justifies rear operators. The Type R Optional Autoadjust discharge feature matches actual ironing speed for an even smoother finish.



The Power Behind the Power Production Series

Correct quantities of air and gas are injected and mixed to create a richer flame which delivers more effective BTU's per square inch of ironing surface so that the ironing cylinder heats and recovers faster as wet linen is processed. Peak combustion efficiency and a hotter flame enable the evaporative capacity of the ironer to match the strong cooling effect of wet linen at higher speeds, while also consuming as little gas as possible relative to the amount of drying and ironing performed. The result is up to 100% more production than atmospheric burners used on light-duty ironers relying only on random air flow with limited BTU input.

The power burner system also burns more cleanly and removes combustion by-products from the laundry room through a canopy blower vented to the outside. This commitment to operator safety and comfort is another reason why Chicago is the only manufacturer whose entire gas-heated product line has earned the certification labels of testing laboratories accepted throughout the United States, Canada, and other countries. Our experience ensures that burner size, cylinder diameter, and speed ranges are properly matched for maximum drying capacity and efficiency.

All models feature high efficiency AC frequency variable speed drive with these important advantages:

- Touch-control speed dial for smooth speed changes with extended speed ranges to suit today's wide variety of fabrics and moisture retentions
- Soft-start ramps up to desired ironing speed with less stress on drive components – including sprockets, bearings, shafts, and chain
- Digital speed indicator for accurate speed setting and monitoring
- Jog forward/reverse for flexibility and easier maintenance
- Streamlined drive reduces chain and sprockets by 50%
- No variable speed pulley, handle, or motor brushes to require service or replacement
- Dynamic braking – no brake shoes, linings, or discs to maintain

Output Speeds:

Model 13	8 to 36 FPM (2.5 to 11 m/min)
Model 16	8 to 45 FPM (2.5 to 14 m/min)
Model 20	8 to 50 FPM (2.5 to 15 m/min)
Model 24	12 to 70 FPM (4 to 21.5 m/min)

Eagle Eye™

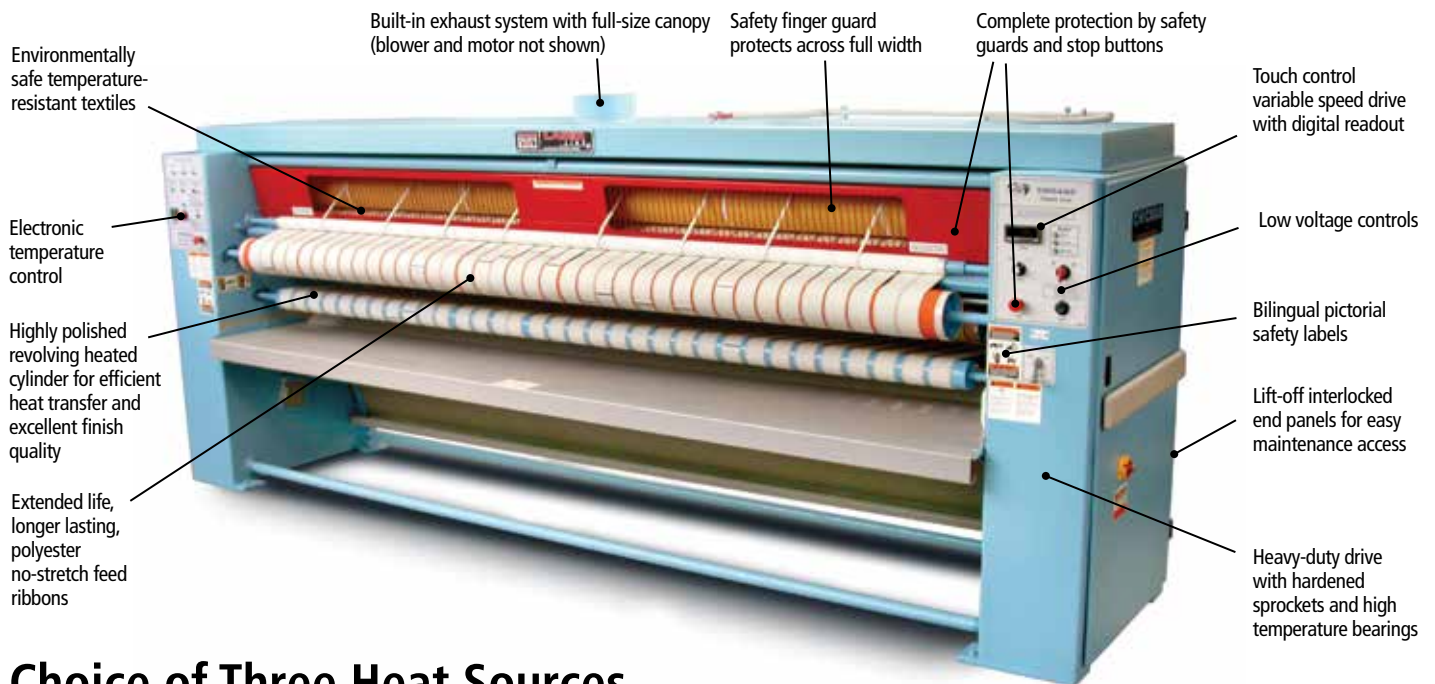
Chicago's Exclusive Patented Touchless Temperature Control



Chicago has designed and built more gas-heated ironers than anyone in the world, and now redefines gas temperature control with its patented Eagle Eye touchless temperature control system. This electronic technology eliminates mechanical contact shoes, high temperature limit switches, and temperature fluctuations due to excessive wear, wax/lint buildup, or lack of maintenance. There are no mechanical parts to wear out because all temperature measurement and control is performed electronically from outside the heated cylinder without touching the ironing surface or coming into contact with lint, wax, chemicals, or moving mechanical parts.

Temperature control is not affected by lane configuration or mechanical adjustments because Eagle Eye constantly monitors digital temperature signals from a wide band of the ironing surface to ensure the most accurate control possible in a gas-heated ironer. Precise burner control and quicker response time also mean higher efficiency because the burner can closely mirror the exact amount of heat required by the speed, moisture retention, and handling patterns of linen being processed.

Traditional Quality Features



Choice of Three Heat Sources

SO Series Steam Heated Models

- Ideal for installations with existing boiler providing 90 to 125 psi (6.2 - 8.6 bar). (Less pressure provides proportionally less drying power)
- Simple design provides uniform heat across entire ironing surface
- ASME certified and stamped welded heated cylinder meets insurance and local code requirements (Chicago factory is an ASME approved welding facility)
- Dependable heavy-duty rotary union admits steam and discharges condensate
- Furnished with flexible inlet/return hoses, all internal piping, and steam trap
- Full exhaust canopy with blower and motor is a recommended option

EO Series Electrically Heated Models

- Powerful electric heating elements with reflectors mounted inside revolving cylinder for smooth, trouble-free switching
- Adjustable thermostat automatically cycles current to heating elements to maintain ironing temperature while conserving electricity
- Used where electricity is best or most economical energy source
- Three phase operation normally required
- Full exhaust canopy with blower and motor is a recommended option

GO Series Gas Heated Models

- Direct gas heating offers the highest production and greatest efficiency of all heat sources, and Chicago's Power Burner is the most efficient in the industry
- Models available for all types of natural and LP gas
- Adjustable thermostat automatically cycles pre-purge, blower, and gas to match production rate, moisture, and speed – while minimizing gas consumption
- Specially balanced blower circulates combustion air to ensure the most efficient mix of air and gas at burner ports to create a hot and consistent flame
- Electronic temperature controller displays both actual temperature and ironing set point
- Flame is proven by patented non-contact UV scanner (without touching the flame), so there is no flame rod or flame rod wire to maintain
- High maximum BTU input when additional drying power is required
- Full exhaust canopy with blower and motor removes excess moisture and combustion by-products
- Electronic ignition and flame safeguard protection for instant shutdown in event of a problem
- Multiple testing laboratory approvals
- Powerful evaporation when you need it; minimum gas usage when you don't

A crisp high gloss finish with more efficient moisture removal than a tumble dryer.

	GO Max. BTU/hr.*	SO Boiler HP	EO kW
MODEL 13	210,000*	3.6	27
MODEL 16	260,000*	5.6	27
MODEL 20	420,000*	8	36
MODEL 24	596,000*	12	n/a

*Measurements are for standard 120" units at start-up. Average use BTU consumption will always be lower as the burner cycles as need and depends on actual moisture removed and speed – up to 60% less. Consult factory for details.

Chicago Laser Line

Model Name	Output Speeds	Roll Diameter	Power	Folder	All Laser Line Models
Laser 13	8 to 36 FPM (2.5 to 11 m/min)	13" (330 mm)	Economic full-width ironing		Available Widths: 60" (1524 mm) 85" (2160 mm) 100" (2540 mm) 110" (2794 mm) 120" (3050 mm) 136" (3453 mm) • Eagle Eye™ temperature control technology • Type R (front or rear) or Type F (front) delivery • Optional Premium Model availability with chrome heated cylinder
Laser 16	8 to 45 FPM (2.5 to 14 m/min)	16" (400 mm)	23% more ironing contact and drying power		
Laser 20	8 to 50 FPM (2.5 to 15 m/min)	20" (500 mm)	25% more ironing and drying power than Laser 16		
Laser 24	12 to 70 FPM (4 to 21.5 m/min)	24" (600 mm)	60% more drying power, 20% more ironing contact than Laser 20	Skyline	

Ironing with Built-in Folder

Where floor space is limited, we also offer the Tri-Star, Duo-Star and Tandem Series of ironers with choice of built-in primary folding, primary/crossfolding, or primary/crossfolding with automatic stacking.



Complete Range of Separating, Feeding, Ironing, Folding, and Sorting Options

Because Chicago specializes only in flatwork finishing equipment, it can offer the world's widest range of high production separating, feeding, ironing, folding, and sorting equipment. Complete flatwork finishing systems range from automated multi-roll systems producing over 2,000 pounds per hour, to compact ironers for small on-premise laundries.

Chicago's performance record is unmatched in thousands of installations in commercial, hospitality, health care, textile rental, institutional, and on-premise laundries all over the world. An experienced Chicago professional will be pleased to make an objective equipment recommendation based on your production, space, utility, and budget requirements. Contact your local Chicago distributor or the factory sales assistance office for a no-obligation analysis of your needs.

Chicago's customer service department offers full technical and service support by telephone, email and on our website. We also offer overnight service for quick parts availability. Visit our website, www.chidry.com, to learn more about our complete line of flatwork finishing systems, including video of Chicago® equipment in action.

Visit our newly redesigned, and now mobile-friendly website at www.chidry.com for easy access to current product brochures, detailed floor plans, and specifications, as well as brief demonstration videos of select Chicago products in action.

CHICAGO



www.chidry.com

CHICAGO DRYER COMPANY
 2200 North Pulaski Road
 Chicago, Illinois 60639-3737 USA

Phone • 773.235.4430
 Fax • 773.235.4439

Web • www.chidry.com
 Email • chicago@chidry.com

Bulletin #7580